



WINMOR...A Sound Card ARQ Mode for Winlink HF Digital Messaging

Rick Muething, KN6KB, AAA9WK
Winlink Development Team
6143 Anchor Lane
Rockledge, FL 32955
rmuething@cfl.rr.com

Abstract:

The improving computational performance of PCs and the near real-time response of PC operating systems now make it feasible to implement reasonable performance HF ARQ messaging protocols suitable for digital messaging. While Pactor (I, II, III) currently dominate and generally represent the best available performance, PC sound cards with appropriate DSP software can now begin to approach Pactor performance at lower cost than dedicated hardware HF modems. This paper covers the on-going development of an optimized sound card mode WINMOR, compatible with the popular Winlink 2000 message system^{1,2,3}. This effort leverages a prior feasibility project by the author in the evaluation of SCAMP⁴, an adaptation of RDFT for digital messaging systems. The paper reviews the development effort of **WINMOR** (**WIN**link **M**essage **O**ver **R**adio) from motivation through tool development, programming, testing and deployment in the WL2K system.

Key Words:

Winlink 2000, WINMOR, ARQ protocols, multi-carrier PSK, Sound Card Modes, Pactor, SCAMP, HF Channel Simulators

Motivation:

The PC, widely available DSP tools, well designed sound card/radio interfaces and improving amateur software skills have yielded a variety of sound card modes over the last several years. These modes range from simple DSP/software implementation of RTTY through complex streaming applications like Win DRM. It is one of the few remaining areas where amateurs can and do experiment. Many of the modes developed however are a replacement of existing “chat” modes or “broadcast” modes where absolute accuracy is not a requirement or data is limited to plain ASCII text. Today, however, a viable message system (with the need for compression and binary attachments) requires true “error-free” delivery of binary data. To achieve this there must be some “back channel” or *ARQ* (*A*utomatic *R*etry *r*e*Q*uest) so the receiving station can notify the sender of lost or damaged data and request retransmission or repair. HF Pactor (I, II, III) has served us well in this regard providing good performance (net bits/sec/ Hz bandwidth) and robustness. However the proprietary nature of high performance Pactor modems (Pactor II, III) can be cost prohibitive especially in applications such as emergency communications where wide deployment coupled with low average usage make it difficult to justify the investment in high performance but costly hardware. As developers of Winlink 2000 we are continually asked to supply a lower cost of entry than Pactor for those needing to access the WL2K system on HF.

Requirements for a Sound Card Mode for Digital Messaging:

Based on the hundreds of requests that begin “Why don’t you just use PSK31?” it appears there is a large gap in understanding the unique requirements a digital message system demands of a suitable sound card mode.

Table 1 lists what I call absolute requirements (needed to work) and desirable requirements (needed for efficiency) for a viable sound card mode suitable for a message system.

Absolute Requirements	Desirable Requirements
Work with standard HF (SSB) radios	Modest CPU & OS demands
Accommodate Automatic Connections	Bandwidth options (200, 500, 3000 Hz)
Error-free transmission and confirmation	Work with most sound cards/interfaces
Fast Lock for practical length ARQ cycles	Good Bits/sec/Hz performance ~ P2 goal
Auto adapt to a wide range of changing channel conditions	Efficient modulation and demodulation for acceptable ARQ latency
Must support true transparent binary to allow attachments and compression	Selective ARQ & memory ARQ to maximize throughput and robustness.
Must use loosely synchronous ARQ timing to accommodate OS and DSP demands.	Near Pactor ARQ efficiency (~70% of Raw theoretical throughput)

Table 1. Sound Card Mode Requirements for a message system

Perhaps the most challenging of these requirements are

- 1) The ability to quickly tune, lock and acquire the signal which is necessary for practical length ARQ cycles in the 2-6 second range.
- 2) The ability to automatically adapt the modulation scheme to changing channel conditions. An excellent example of this is Pactor III’s extremely wide range of speed/robustness (18:1) and is one reason it is such an effective mode in both good and poor channel conditions.

The Tool Bag:

Developing a new mode that meets the above requirements is challenging and to truly engineer a solution we have to organize and develop a set of tools and procedures that advance the process beyond simple build-and-try experiments. Luckily there are some good and fairly inexpensive aids for doing this. Here are some I have found to be valuable references, programs and equipment.

Text and references: There is no substitute for good references on digital modulation. You’ll also need a good understanding of DSP theory along with some of the tricks and techniques of using DSP to implement the encoding/decoding of the sound card data. Two excellent reference texts are shown at the end of the paper ^{5,6}.

Characterizing sound cards: You will also probably need a mechanism to quantify the performance of a sound card. One of the biggest challenges is achieving the required accuracy with the modest hardware (sometimes pretty poor hardware!) often found in PC sound cards. Professional DSP HF Modems

usually contain very accurate and stable (short term jitter and drift) TCXO reference oscillators...PC sound cards might have a low quality \$.50 crystal that may be as much as .5% off frequency. I used WWV's tone bursts with available software like HamScope⁷ to measure the sample accuracy and drift of several sound cards.

Wave File editors, converters and utilities: The only way to measure the effectiveness of certain algorithms is to be able to repeat tests with *exactly* the same sound card data. This requires working from a .wav file instead of "live" captured data from the sound card/radio or channel simulator. This also requires building development aids to capture sound card data and convert to one of the standard .WAV formats. I found the WAV MP3 Converter⁸ is a useful utility to convert wav file sampling rates and formats.

DSP and FIR Design utilities: It is often necessary to analyze intermediate data in both the time and frequency domains (e.g. bandwidth, phase detection, S/N etc). A program called ScopeDSP⁹ and another called ScopeFIR¹⁰ for FIR design proved to be quite useful during development.

HF Channel Simulation: This is probably *THE* most important and most used tool. While over the air testing and experimentation can be fun, to really *engineer* a mode requires being able to repeat and compare measurements in known standardized and repeatable channels. There are two approaches and each has its advantages and limitations. I used both a hardware (DSP based) channel simulator¹¹ and a software program¹² that created wave files. Generally testing was done over a range of S/N values across 4 standard CCIR channels.

Candidate Modulation Schemes:

In deciding on which modulation and ARQ schemes are appropriate for a message based HF ARQ sound card mode one has to trade off many often conflicting requirements. Some of these stem from a need/desire to maintain a certain bandwidth so we can efficiently and legally use the mode in the specific band segments allocated for digital. Even if we eventually migrate to a simpler "segmentation by bandwidth" scheme we still will likely require modes that fit within specific bandwidth requirements such as the 200, 500 and 3000Hz segments currently being debated. Also current HF requirements in the US limit us to a symbol rate of 300 symbols per second and that rules out some of the more sophisticated channel equalizing higher baud rate modems such as higher performance MIL STD-188/STANAG protocols. For WINMOR I investigated several PSK, FSK and QAM type modulation schemes comparing parameters like ease of modulation, demodulation, spectral efficiency, throughput, robustness and the ability to be easily configured to adapt dynamically to various channel conditions. Much can also be learned from studying the effective techniques used in some of the more complex ARQ modes like P2, P3 and Clover. Another important requirement of a message system is to minimize the "RF Footprint" which is the spectrum "area" (bandwidth x time) required to send a typical message. Figure 1 shows a comparison of some popular modes plotting their spectral efficiency (Bits/sec/Hz). For proper comparison all values were calculated with the same ARQ overhead at their maximum data rate (what might be approached on a good channel). While many of us are familiar with the robustness of modes like MT63 the chart clearly shows that Pactor 2 and 3 with their ability to dynamically adapt to channel conditions are the clear winners yielding the smallest RF footprint.

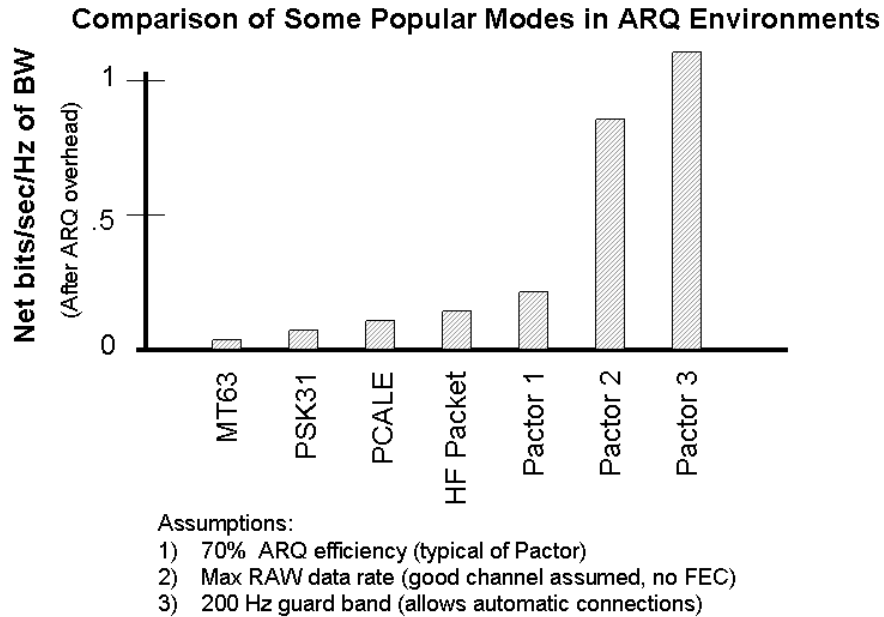


Figure 1. Comparison of popular mode spectral efficiency in an ARQ protocol.

During a number of initial evaluation tests the use of low baud rate multi carrier OFDM PSK proved both a theoretical and practical advantage over other schemes. The low baud rates (typically < 100 baud) allows operation in typical HF multipath channels without the need for complex dynamic channel equalization.

The ability to dynamically adjust the modulation scheme (e.g. BPSK, QPSK, 16PSK, 16QAM etc.) allows building a mode that is near constant bandwidth and can run at high speed in good conditions yet has the needed robustness when combined with significant FEC during poor channel conditions. A detailed spread sheet was constructed to compare various OFDM PSK and QAM schemes and ARQ framing cycles to compute the true net throughput after all ARQ overhead. Table 2 summarizes some of the candidate modes that were evaluated for WINMOR 62.5 baud PSK/QAM at 200 Hz and 500 Hz bandwidths and their relative performance.

Mode	BW(Hz)	#Car	Raw bps/Hz	ARQ Thruput	ARQ Cycle
BPSK 1 Car 62.5 Short	~ 190	1	.33	23 bps	2.76 sec
QPSK 1 Car 62.5 Short	~ 190	1	.66	51 bps	2.51 sec
QPSK 1 Car 62.5 Long	~ 190	1	.66	92 bps	5.58 sec
16QAM 1 Car 62.5 Long	~ 190	1	1.32	188 bps	5.45 sec
BPSK 3 Car 62.5 Short	~ 470	3	.40	69 bps	2.76 sec
QPSK 3 Car 62.5 Short	~ 470	3	.80	153 bps	2.51 sec
QPSK 3 Car 62.5 Long	~ 470	3	.80	275 bps	5.58 sec
16QAM 3 Car 62.5 Long	~ 470	3	1.60	563 bps	5.45 sec

Table 2. Some candidate OFDM PSK/QAM modes and net ARQ performance

This data shows that over a given bandwidth of say 500 Hz we can achieve a fairly wide throughput range of over 8:1 before FEC considerations. Typically FEC is then applied to expand the speed/robustness range to 16:1 or more (for comparison the speed/robustness range in Factor I is 2:1, Factor II is 8:1 and Factor III is 18:1). This wide range and the ability for the receiving station to detect the modulation mode and coding from the signal header itself (no *a priori* knowledge) is key to effectively and efficiently varying the modulation/encoding based on the dynamic channel quality and error history.

Another very important advantage of the OFDM PSK/QAM modulation scheme is the efficiency of modulation and demodulation using the IFFT and FFT algorithms. This is important in an ARQ system as modulation or demodulation processing times over a few hundred ms begin to significantly impact throughput or require much more complex ARQ pipelining.

Developing the DSP, control code and protocol.

The bulk of the development effort consists of designing, debugging and optimizing the modules that implement the basic encoding (including FEC as required), modulation, demodulation and decoding. The PC based floating point DSP processing (primarily FFT, IFFT, Mixing, Hilbert Transform, correlation and FIR Filtering) form the bulk of the processing functions and are reasonably straight forward. In practice equally challenging efforts include other critical functions such as tuning, signal acquisition and tracking especially in very weak S/N or poor multipath channel conditions. While the basic techniques are well understood there is considerable work involved in iterating and tweaking of the required processing modules to minimize latency and provide good performance. Figure 2 is a flow diagram showing the major DSP processes required for WINMOR for both the transmit channel or ISS (Information Sending Station) and the receive channel or IRS (Information Receiving Station). For simplicity, details of the ARQ back channel are omitted but are similar to the forward channels but with lower data rates and increased robustness. Of particular note is the challenge to compute the ISS forward channel (from receipt of ARQ Ack/Nak to transmitting the next frame .wav file) in something less than about 200 ms. Also to minimize the receive channel latency, demodulation and decoding are done using a DSP pipeline where the first data symbols are captured, demodulated and decoded before the frame has been totally received. This also minimizes the effect of sound card/capture buffer latency due to the OS. The half duplex nature of the ISS and IRS channels means the DSP processing for ISS and IRS do not need to be done concurrently on the same computer. As in all ARQ system the IRS and ISS exchange rolls during the forwarding session base on interlocked “Over” and “Break” control frames.

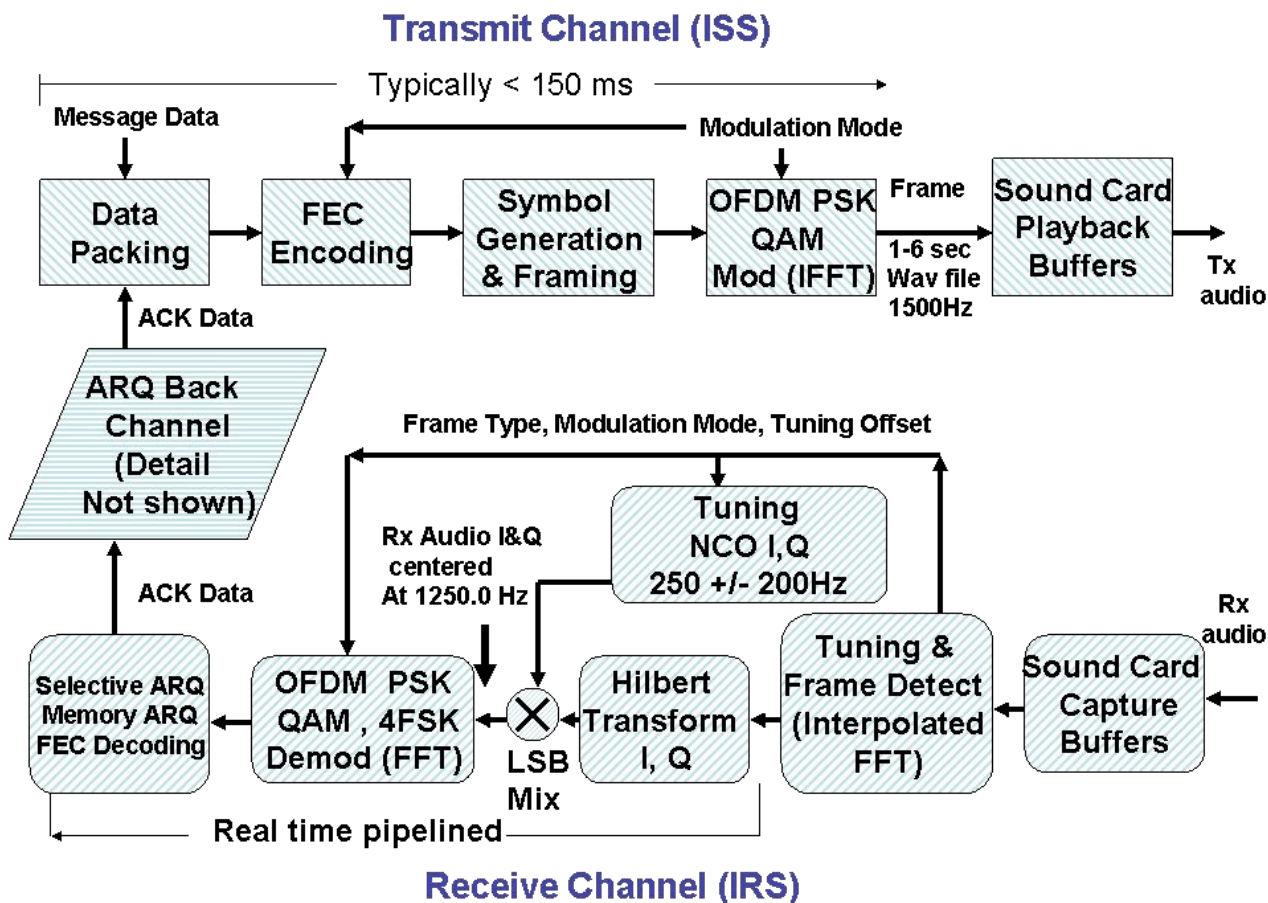


Figure 2. Data flow and DSP Processing summary WINMOR (updated 9/18/2008)

In addition to the heavy computational DSP development efforts there is also the necessary and important task of accurately documenting the WINMOR protocol, timing and data encoding details in a complete protocol specification. This “living” specification document serves a very important organization and discipline function during development as well as providing the baseline for the required public documentation of the mode and protocol once the mode is deployed. The goal is a final document that allows someone skilled in the DSP art to be able to duplicate the protocol and its implementation using the detailed public specification.

Performance Targets and Measurement Approach

The ultimate test of any digital mode is how well it works across good, poor and typical channel conditions. The best way to measure this is the end-to-end throughput of large files sent through an HF channel simulator using the final Client/Server software. Using large files eliminates aberrations in the measurements that could be caused by message level protocol and link turn over issues. It is also important to select a standardized measurement approach using agreed CCIR channel models across a number of S/N ratios. Figure 3 is a simplified block diagram showing the setup used for throughput measurements. These measurements were all performed using the Oregon Hardware – Software Factory HF channel simulator.¹¹

Testing the Protocol with the HF Channel simulator

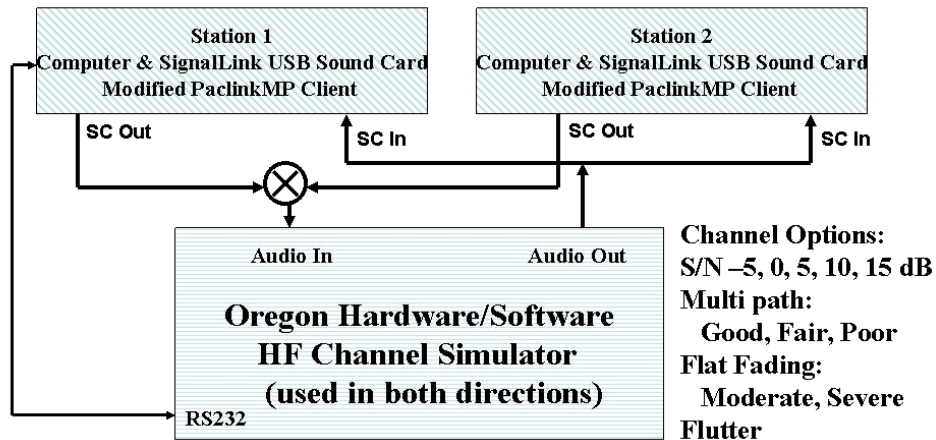


Figure 3. Protocol Testing Setup using HF Channel Simulator.

While the HF simulator generates pseudo random channel disturbances (frequency selective fading, frequency shift, white noise etc) it yields test results which are quite repeatable and representative when averaged over several minutes and multiple channel scenarios. At the time of this writing (before integration of WINMOR into true clients and servers...see next section) it was not possible to complete the end-to-end tests through the channel simulator. However based on the initial BER measurements done across the same standardized channels during the evaluation of candidate modulation schemes it appears the new WINMOR should approach Pactor II in throughput. This is not surprising since both modes are 500 Hz BW modes employing multi PSK. Figure 4 shows the actual measured performance of P1, P2 and P3 and the expected throughput of WINMOR 500 Hz mode.

WINMOR (500Hz mode) Targets P2 Throughput Performance

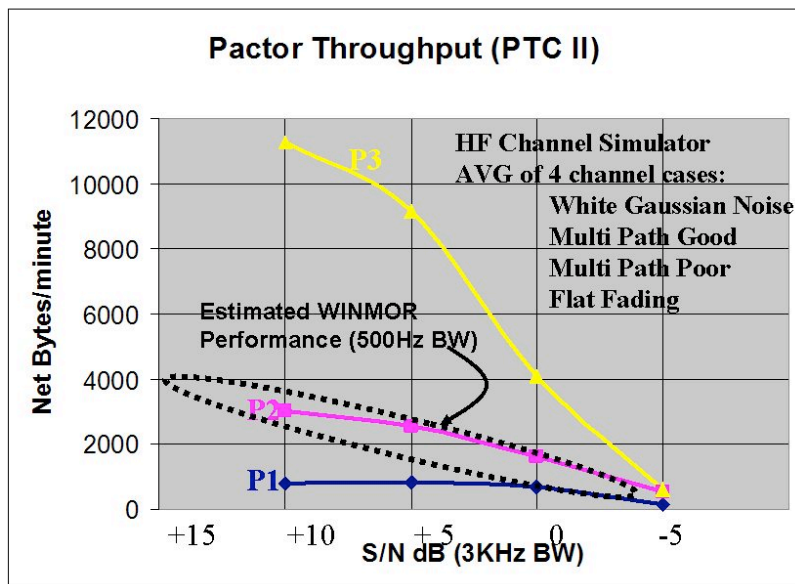


Figure 4. WINMOR (500Hz) Performance Target Compared to Pactor

Deploying for real Over-the-Air Testing:

Once the required modules have been developed, optimized and tested on a channel simulator its time to integrate them into practical client and server radio email applications. The WL2K system with its multi protocol radio client (Paclink MP) and Radio Message Server (RMS) software provides an existing proven framework along with an active user base for testing WINMOR in a true message system environment. Since WINMOR implements true 8 bit transparent binary and has link turnover parameters generally similar to Pactor it can fairly easily be implemented as an add-on driver to the existing Pactor client and server modules. This allows seamlessly adopting WL2K's efficient B2 protocol which provides significant compression gain for most data types. For example adding the required sound card interface, DSP and protocol processing code allows WINMOR to be readily integrated into the existing RMS Pactor Server. To do this requires developing the required WINMOR driver with program interfaces similar to the Pactor driver and then providing menus that allow the sysop to designate WINMOR "channels" in addition to existing Pactor "channels". This also allows time-sharing some of the major and more expensive components (radio, tuner, antenna, and computer) with existing Pactor channels.

Summary:

Developing a new sound card mode for a messaging system from the ground up is a challenging task but what is required to approach the performance of well established hardware modes such as Pactor. By identifying the specific requirements, demands and limitations and then adapting proven modulation modes and DSP techniques we can now begin to approach the performance of high-end hardware modems with their dedicated high-performance DSPs. The successful development and deployment of new modes such as WINMOR into a fully capable radio email system should open up new applications and significantly lower the cost of entry.

References:

- 1) Winlink 2000... A Global Ham Message Transfer and Delivery Network; Rick Muething, Vic Poor, Hans Kessler, Steve Waterman 19th ARRL TAPR DCC
- 2) Telpac and Paclink – Streamlined AX.25 Packet Server and Client for a full service Ham Radio Messaging Network. Rick Muething, Vic Poor 22nd ARRL TAPR DCC
- 3) Winlink 2000 – An Update, Vic Poor 27th ARRL TAPR DCC
- 4) SCAMP (Sound Card Amateur Message Protocol) Rick Muething ARRL TAPR 23rd DCC
- 5) Wireless Digital Communications Design and Theory; Tom McDermott, N5EG TAPR 1998 ISBN: 0-9644707-2-1
- 6) Understanding Digital Signal Processing (2nd Edition); Richard G. Lyons, Prentice Hall ISBN: 0-201-63467-8
- 7) HamScope PC based sound card utility program. <http://www.qsl.net/hamscope/>
- 8) WAV MP3 Converter wave format file conversion utility. www.wav-mp3.com
- 9) ScopeDSP PC based DSP utility program. www.iowegian.com
- 10) ScopeFIR PC based filter design and optimization program www.iowegian.com
- 11) HF DSP based channel simulator. Oregon Hardware – Software Factory <http://www.johanforrer.net/index.html>
- 12) Pathsिम PC HF channel simulator by Moe Wheatly, AE4JY <http://www.moetronix.com/ae4jy/files/pathsimtech100.pdf>